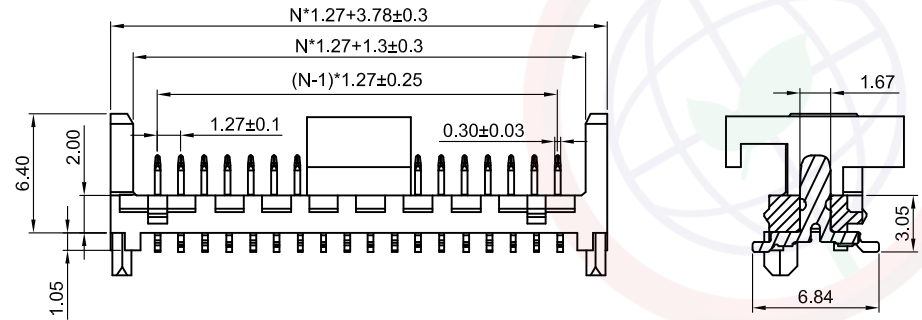
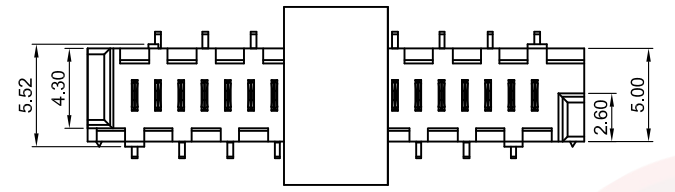


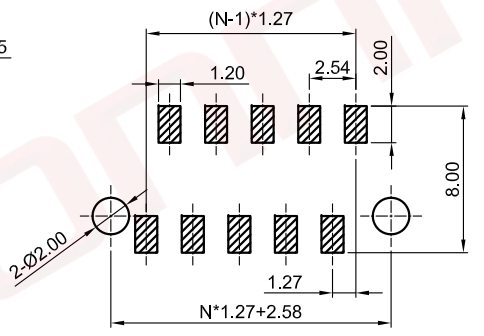
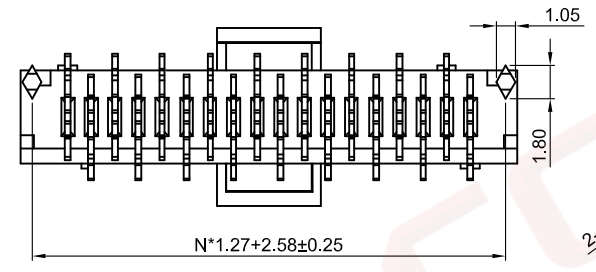
The information provided herein is from CONNELY Electronic Co., Ltd. and is confidential. Any disclosure to a party other than the recipient is prohibited. The intellectual properties and its rights contained herein, including but not limited to, trademarks, patents, copyrights, trade secrets, and technical know-how, are owned exclusively by CONNELY or its affiliates. Unauthorized use or reproduction of this document in any format or manner. CONNELY may enforce its intellectual property rights at its own discretion; failures or delays to exercise such rights does not constitute a waiver of such rights.

1 2 3 4 5 6 7 8


REV.	DESCRIPTION	DRAWN	CHECKED	APPROVED
A	NEW RELEASE	JLZ 03/30/20'		



N=No. of contacts



Recommend PCB layout  
(Tolerance:±0.05)



(Series Image-Reference Only)

Notes:

Specifications:

- Contact Resistance: 20mΩ Max.
- Insulation Resistance: 1000MΩ Min.
- Dielectric Withstanding Voltage: 500V AC(rms) For 1 Minute.
- Current Rating:2.4A.
- Temperature: -40°C~+105°C.

Materials:

- Contact Material: Copper Alloy.
- Contact Plating: Tin Plated.
- Insulator Material: LCP,Black,UL94-V0.

Product Number Code:

DS1015-10 - X X X X X

- X: Post support
- S:W/ Post
- X:W/O Post
- Packing type
- B:Tube
- Contact plating
- 6: Full Tin
- Housing color
- B:Black
- No. of contacts
- 04 06 08 10 12 14
- 16 18 20 24 26

GENERAL TOLERANCE		ANGLE TOLERANCE	
X.	±0.60	X.	±5°
.X	±0.38	.X	±3°
.XX	±0.25	.XX	±2°

DRAWING TYPE	CUSTOMER
SCALE	1:1 SHEET 1 OF 1
DRAWING NO.	C-DS1015-10-XXXXX-A

PROJECTION		TITLE	1.27mm White IDC Male SMT Type
UNITS	mm	SHEET SIZE	A4
SHEET SIZE	A4	SERIES	DS1015-10 SERIES

**晨翔电子有限公司**  
**CONNFLY CONNELY ELECTRONIC CO. LTD**

1 2 3 4 5 6 7 8