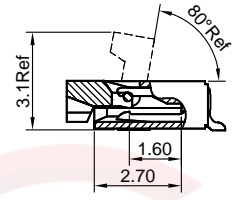
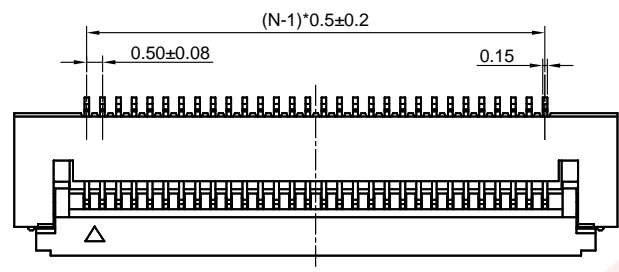


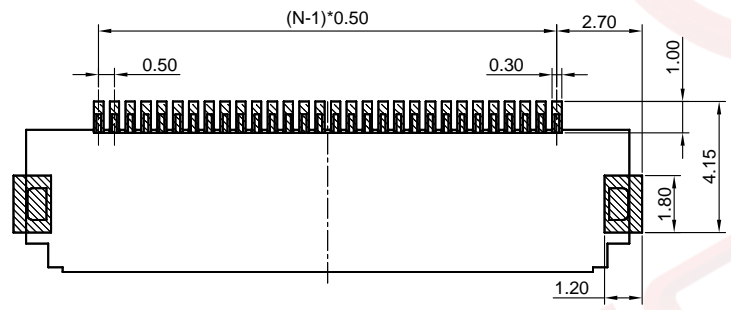
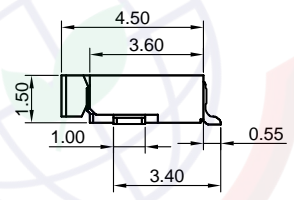
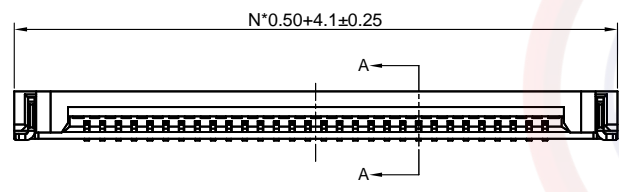
Dept	Qty
DC	1
ED	1
IE	1
ISO	1
PD	1
R&D	1
SD	1
QA	1
QC	1
QE	1

The information provided herein is from CONNELY Electronic Co., Ltd. and is confidential. Any disclosure to a party other than the recipient is prohibited. The intellectual properties and its rights contained herein, including but not limited to, trademarks, patents, copyrights, trade secrets, and technical know-how, are owned exclusively by CONNELY or its affiliates. Unauthorized use or reproduction of any part of this document is strictly prohibited. CONNELY may enforce its intellectual property rights at its own discretion, failures or delays to exercise such rights does not constitute a waiver of such rights.

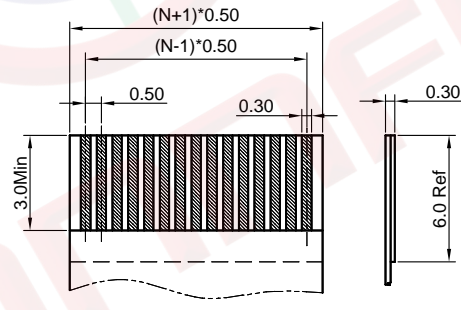
N=No. of contacts




Section A-A



Recommend PCB layout



Applicable FFC



(Series Image-Reference Only)

REV.	DESCRIPTION	DRAWN	CHECKED	APPROVED
A	NEW RELEASE	YCH 03/25/09'	~	LJC 03/25/09'
C	DRAWING UPDATE	JLZ 05/05/18'	~	
D	P/N Code Update	JLZ 11/08/22'	~	

NOTES:

- Materials
 - 1.1 Insulator: Thermoplastic (UL 94V-0).
 - 1.2 Contact: Copper alloy.
- Specification
 - 2.1 Temperature: -20~+85°C.
 - 2.2 Contact resistance: 30mΩ max.
 - 2.3 Insulation resistance: 100MΩ min.
 - 2.4 Dielectric withstanding voltage: AC 100V per minute.
- Product number code:

DS1020-12- X X X X X X X

- X: Packing type
- R: Tape on reel
- B: Tube
- X: Mylar support
- X: W/O Mylar
- X: Contact type
- A: Lower contact
- X: Contact plating
- T1: Full tin
- 8: Full gold flash
- X: Cover color
- B: Black
- X: Housing color
- V: Ivory
- X: No. of contacts
- 04-60

GENERAL TOLERANCE		ANGLE TOLERANCE	
X.	±0.60	X.	±5°
.X	±0.38	.X	±3°
.XX	±0.25	.XX	±2°
DRAWING TYPE		CUSTOMER	
SCALE	1:1	SHEET	1 OF 1
DRAWING NO.	C-DS1020-12-XXXXXX-D		

PROJECTION		TITLE	0.5mm FPC Lower Contact
UNITS	mm		ZIF Horizontal SMT Type
SHEET SIZE	A4	SERIES	DS1020-12 SERIES

晨翔电子有限公司
CONNFLY ELECTRONIC CO. LTD