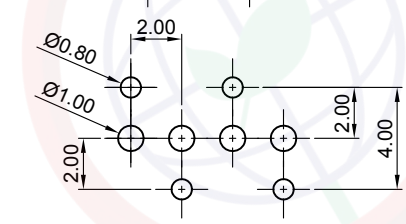
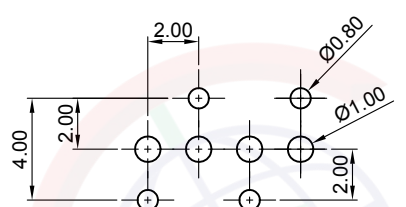
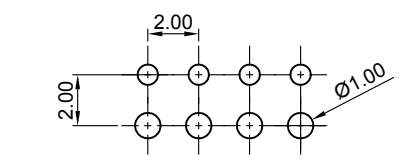
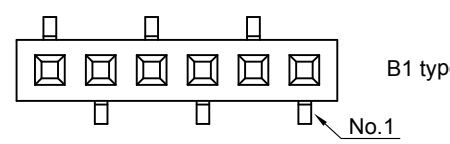
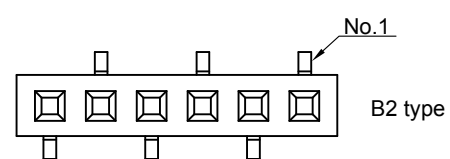
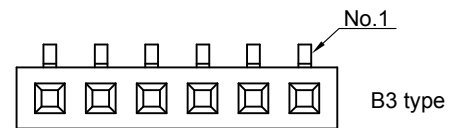
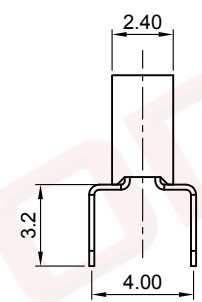
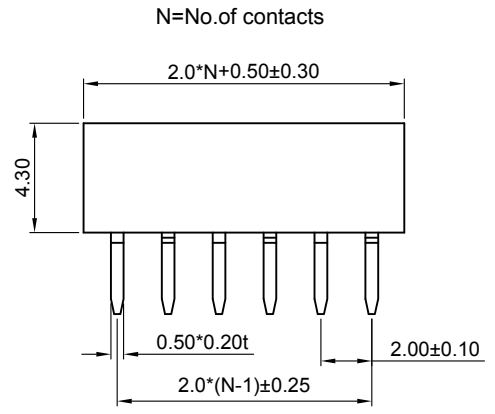


The information provided herein is from CONNELY Electronic Co., Ltd. and is confidential. Any disclosure to a party other than the recipient is prohibited. The intellectual properties and its rights contained herein, including but not limited to, trademarks, patents, copyrights, trade secrets, and technical know-how, are owned exclusively by CONNELY or its affiliates. Unauthorized use or reproduction of any part of this document is strictly prohibited. CONNELY may enforce its intellectual property rights at its own discretion, failures or delays to exercise such rights does not constitute a waiver of such rights.



Recommend PCB Layout  
(Tolerance:±0.05)



(Series Image-Reference Only)

REV.	DESCRIPTION	DRAWN	CHECKED	APPROVED
A	NEW RELEASE	LJH 05/08/05'		LJC 05/08/05'
B	DRAWING UPDATE	JLZ 04/16/20'		

Notes:

Specifications:

- Contact Resistance: 20mΩ Max.
- Insulation Resistance: 1000MΩ Min.
- Dielectric Withstanding Voltage: 500V AC(rms) For 1 Minute.
- Current Rating: 1.5A.
- Temperature: -40°C~+105°C.

Materials:

- Contact Material: Copper Alloy.
- Contact Plating: Gold Plating Over Nickel.
- Insulator Material: PA-9T,Black,UL94-V0.

Product Number Code:

DS1026-04 - X X X X X X

- Contacts bend type
- 1: B1 type
- 2: B2 type
- 3: B3 type
- Mounting type
- R: R/A type
- Housing color
- B: Black
- Contact plating
- 8: Full gold flash
- Connector type
- S: Socket
- No. of contacts
- 1x2~1x40

GENERAL TOLERANCE		ANGLE TOLERANCE		PROJECTION		TITLE	2.0mm Female Header Single Row Bottom Entry Type
X.	±0.60	X.	±5°	UNITS	mm	SHEET	1 OF 1
.X	±0.38	.X	±3°	SHEET SIZE	A4	SERIES	DS1026-04 SERIES
.XX	±0.25	.XX	±2°				
DRAWING TYPE		CUSTOMER					
SCALE		1:1	SHEET		1 OF 1		
DRAWING NO.		C-DS1026-04-XXXXX-B					

**晨翔电子有限公司**  
CONNFLY CONNELY ELECTRONIC CO. LTD