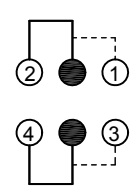
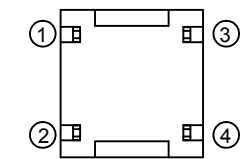
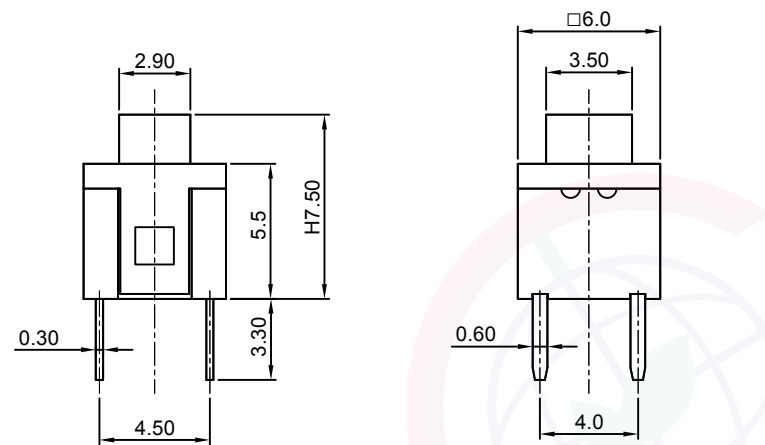



Dept	
Qty	
DC	1
ED	1
IE	1
ISO	1
PD	1
R&D	1
SD	1
QA	1
QC	1
QE	1

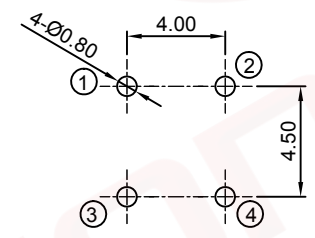
The information provided herein is from CONNELY Electronic Co., Ltd. and is confidential. Any disclosure to a party other than the recipient is prohibited. The intellectual properties and its rights contained herein, including but not limited to, trademarks, patents, copyrights, trade secrets, and technical know-how, are owned exclusively by CONNELY or its affiliates. Unauthorized use or reproduction of any part of this document is strictly prohibited. CONNELY may enforce its intellectual property rights at its own discretion, failures or delays to exercise such rights does not constitute a waiver of such rights.



Circuit diagram



(Series Image-Reference Only)



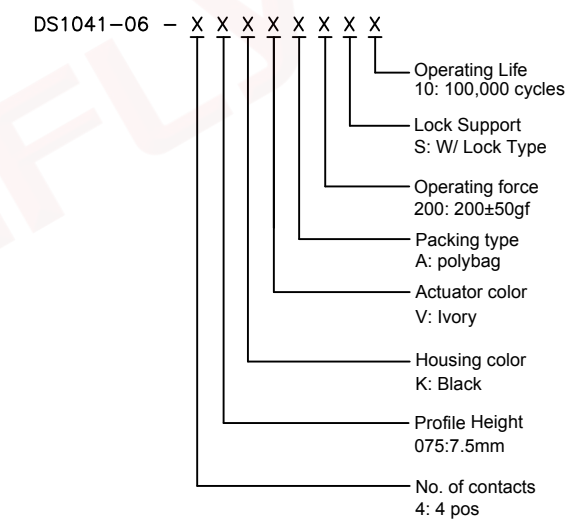
Recommend PCB layout
Tolerance:±0.05

REV.	DESCRIPTION	DRAWN	CHECKED	APPROVED
A	NEW RELEASE	JLZ 08/08/18'		

NOTES:

- Specifications
 - Contact Rating: 100mA at 30Vdc
 - Insulation Resistance:100MΩ min.
 - Contact Resistance:100mΩ max.
 - Dielectric Withstanding Voltage: 250V AC(rms) for 1 minute.
 - Operating Life:100,000 cycles
 - Travel:2±0.15mm
 - Operation Temperature Range: -25°C to +70°C
 - Wave Soldering: Recommended Solder Temperature At 500°f(260°C)max. 5 Seconds
 - Hand Soldering: Use Soldering Iron Of 30 Watts,Controlled At 608°f(320°C)Approximately 2 Seconds.

2. Product number code:



GENERAL TOLERANCE		ANGLE TOLERANCE		PROJECTION		TITLE	6.0*6.0*7.5mm W/ Lock Switch 4P	
X.	±0.60	X.	±5°	UNITS	mm	DIP Type		
.X	±0.38	.X	±3°	SHEET SIZE	A4	SERIES	DS1041-06 SERIES	
.XX	±0.25	.XX	±2°	晨翔电子有限公司 CONNFLY ELECTRONIC CO., LTD				
DRAWING TYPE		CUSTOMER						
SCALE	1:1	SHEET	1 OF 1					
DRAWING NO.		C-DS1041-06-XXXXXXXXX-A						