

Dept	
Qty	
DC	1
ED	1
IE	1
ISO	1
PD	1
R&D	1
SD	1
QA	1
QC	1
QF	1

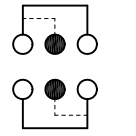
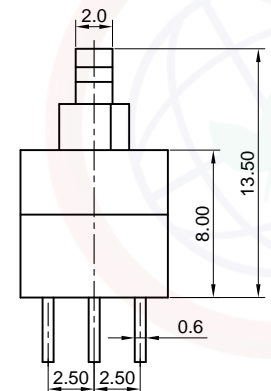
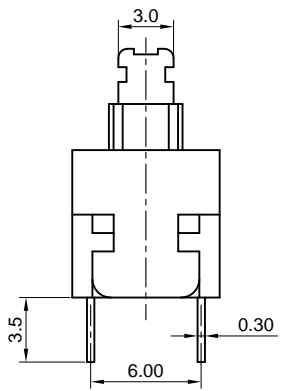
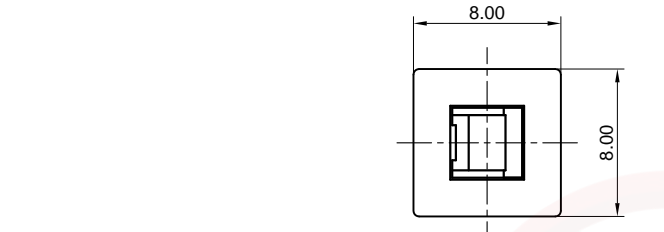
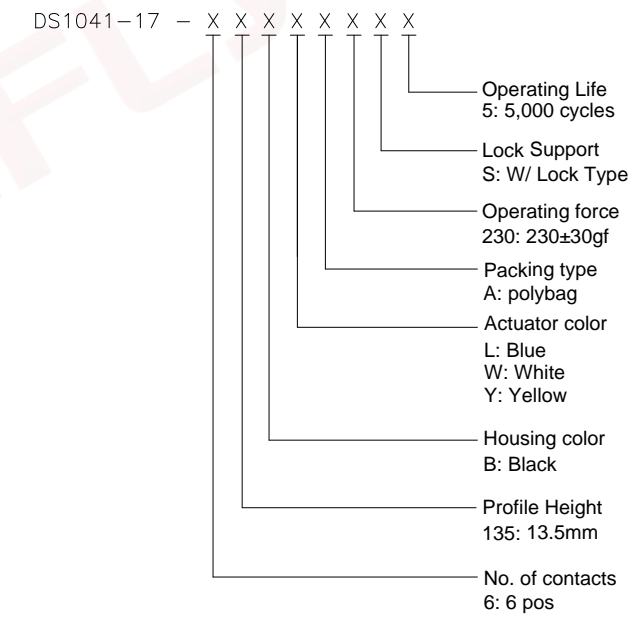
The information provided herein is from CONNELY Electronic Co., Ltd. and is confidential. Any disclosure to a party other than the recipient is prohibited. The intellectual properties and its rights contained herein, including but not limited to, trademarks, patents, copyrights, trade secrets, and technical know-how, are owned exclusively by CONNELY or its affiliates. Unauthorized use or reproduction of any information disclosed herein, in any form or by any means, without the prior written permission of CONNELY or its affiliates, is strictly prohibited. CONNELY may enforce its intellectual property rights at its own discretion, failures or delays in exercising such rights does not constitute a waiver of such rights.

REV.	DESCRIPTION	DRAWN	CHECKED	APPROVED
A	NEW RELEASE	JLZ 09/03/18'		

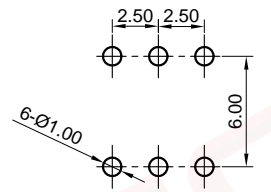
NOTES:

- Specifications
 - Contact Rating: 300mA at 36Vdc
 - Insulation Resistance: 100MΩ min.
 - Contact Resistance: 100mΩ max.
 - Dielectric Withstanding Voltage: 250V AC(rms) for 1 minute.
 - Operating Life: 5,000 cycles
 - Operating force: 230±30gf
 - Operation Temperature Range: -40°C to +70°C
 - Wave Soldering: Recommended Solder Temperature At 392°F(200°C)max. 5 Seconds
 - Hand Soldering: Use Soldering Iron Of 30 Watts, Controlled At 660°F(350°C) Approximately 3 Seconds.

2. Product number code:



Circuit diagram



Recommend PCB layout
Tolerance: ±0.05



(Series Image-Reference Only)

GENERAL TOLERANCE		ANGLE TOLERANCE		PROJECTION		TITLE	8.0*8.0*13.5mm Tact Switch V/T 6 Positions W/ Lock Type		
X.	±0.60	X.	±5°	UNITS	mm				
.X	±0.38	.X	±3°	SHEET SIZE	A4	SERIES	DS1041-17 SERIES		
.XX	±0.25	.XX	±2°	晨翔电子有限公司 CONNFLY CONNELY ELECTRONIC CO. LTD					
DRAWING TYPE		CUSTOMER							
SCALE	1:1	SHEET	1 OF 1						
DRAWING NO.		C-DS1041-17-XXXXXXXXX-A							