

The information provided herein is from CONNELY Electronic Co., Ltd. and is confidential. Any disclosure to a party other than the recipient is prohibited. The intellectual properties and its rights contained herein, including but not limited to, trademarks, patents, copyrights, trade secrets, and technical know-how, are owned exclusively by CONNELY or its affiliates. Unauthorized use of this information in any format or manner. CONNELY may enforce its intellectual property rights at its own discretion; failures or delays to exercise such rights does not constitute a waiver of such rights.

1 2 3 4 5 6 7 8

Dept	
Qty	
DC	1
ED	1
IE	1
ISO	1
PD	1
R&D	1
SD	1
QA	1
QC	1
QF	1

A
B

C

D

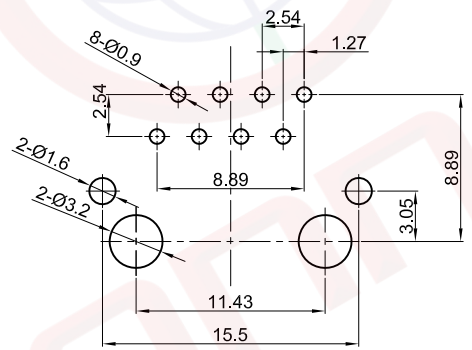
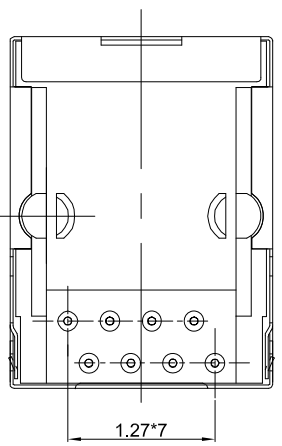
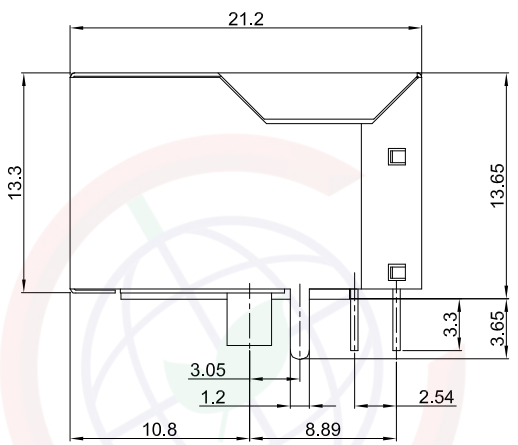
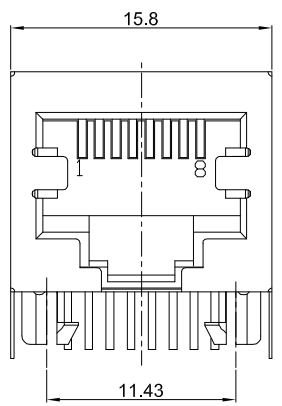
E

F

F

G

H



PCB layout
Thickness=1.6mm



(Series Image-Reference Only)

REV.	DESCRIPTION	DRAWN	CHECKED	APPROVED
A	NEW RELEASE	YCH 11/03/09'		
B	DRAWING UPDATE	JLZ 07/06/18'		
C	DRAWING UPDATE	JLZ 04/29/22'		
D	DRAWING UPDATE	JLZ 11/08/24'		

Notes:

- Electrical Characteristics:
 - Contact Resistance: 20mΩ Max.
 - Dielectric Withstanding Voltage: 500V AC(rms) For 1 Minute.
 - Insulation Resistance: 1000MΩ Min.
 - Current Rating: 1.5A.
 - Voltage Rating: 150V AC rms.
- Environment Characteristics:
 - Temperature: -40°C~+85°C.
- Materials:
 - Contact Material: Copper Alloy.
 - Contact Plating: Gold Flash Over Nickel.
 - Insulator Materials: PBT, Black, UL94-V0.
- Product Number Code:

DS1128-02 - X X X X

- Housing Color
B:Black
- Contact Plating
0:Gold Flash
3:3u" Gold
(6;15;30)Micro Inch
- No.Of Contacts
4:8p4c 6:8p6c 8:8p8c
- Connector Type
S:Socket

GENERAL TOLERANCE		ANGLE TOLERANCE	
X.	±0.60	X.	±5°
.X	±0.38	.X	±3°
.XX	±0.25	.XX	±2°

DRAWING TYPE	CUSTOMER		
SCALE	1:1	SHEET	1 OF 1
DRAWING NO.	C-DS1128-02-XXXX-D		

PROJECTION		TITLE	PCB JACK 8P 1Port W/O LED
UNITS	mm	SERIES	DS1128-02 SERIES
SHEET SIZE	A4		

晨翔电子有限公司
CONNFLY CONNELY ELECTRONIC CO. LTD

1 2 3 4 5 6 7 8