

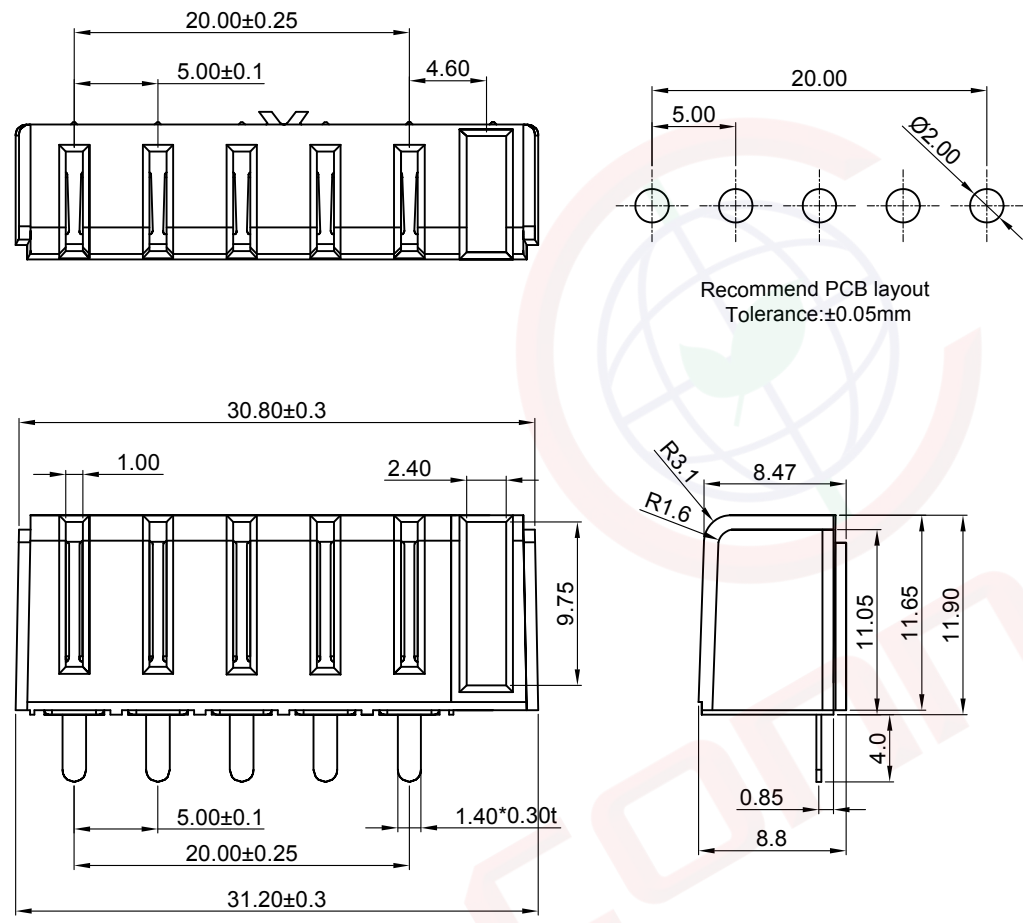
Dept	
Qty	
DC	1
ED	1
IE	1
ISO	1
PD	1
R&D	1
SD	1
QA	1
QC	1
QE	1

The information provided herein is from CONNELY Electronic Co., Ltd. and is confidential. Any disclosure to a party other than the recipient is prohibited. The intellectual properties and its rights contained herein, including but not limited to, trademarks, patents, copyrights, trade secrets, and technical know-how, are owned exclusively by CONNELY or its affiliates. Unauthorized use or reproduction of any part of this document is strictly prohibited. CONNELY may enforce its intellectual property rights at its own discretion, failures or delays to exercise such rights does not constitute a waiver of such rights.

REV.	DESCRIPTION	DRAWN	CHECKED	APPROVED
A	NEW RELEASE	JLZ 04/07/23'		

Notes:
 Specifications:
 1. Contact Resistance: 30mΩ Max.
 2. Insulation Resistance: 1000MΩ Min.
 3. Dielectric Withstanding Voltage: 1000V AC(rms) For 1 Minute.
 4. Current Rating:10A @ 30V.
 5. Temperature: -25°C~+80°C.
 Materials:
 1. Contact Material: Copper Alloy.
 2. Contact Plating: Gold Plating Over Nickel.
 3. Insulator Material: PA-9T,Black,UL94-V0.
 Product Number Code:

DS1149-10 - X X X X X
 Packing type
 P: Polybag
 Contact plating
 8: Full gold flash
 Housing color
 B: Black
 Connector type
 S: Socket
 No. of contacts
 5: 5Pin

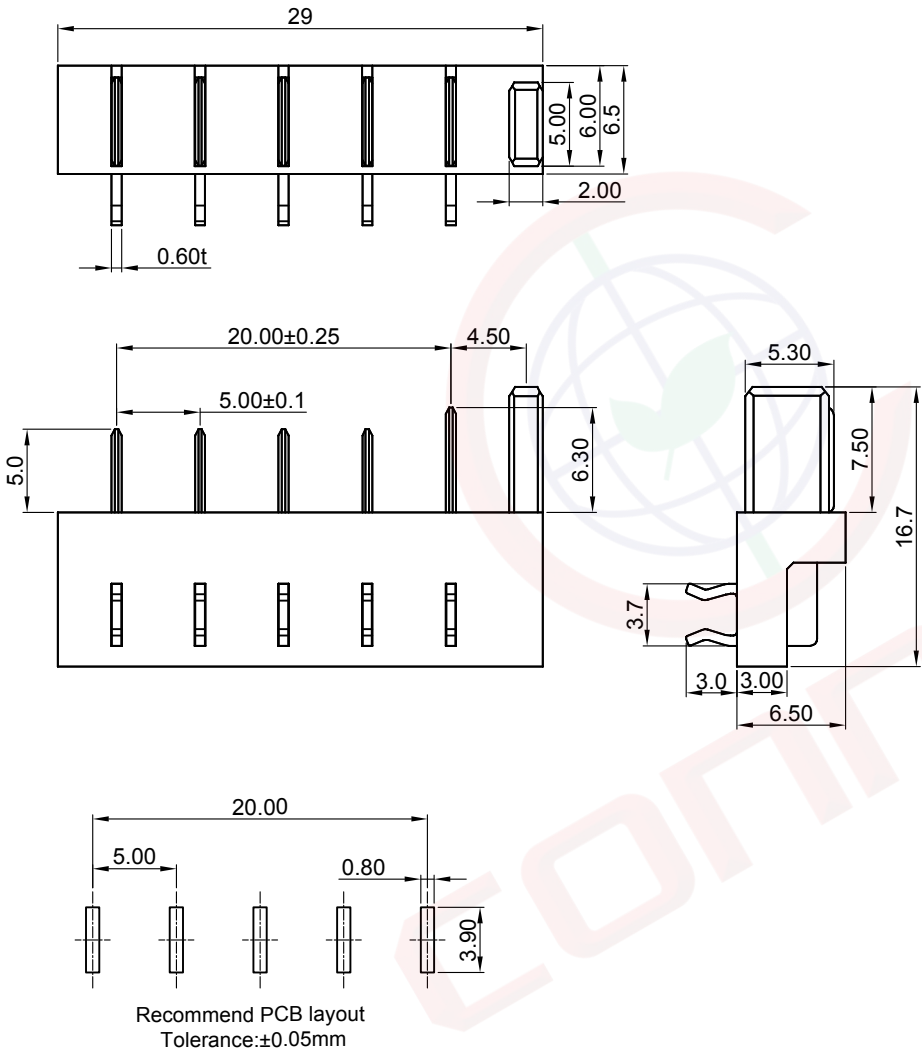


(Series Image-Reference Only)

GENERAL TOLERANCE	ANGLE TOLERANCE	PROJECTION	TITLE	5.00mm Battery Holder		
X. ±0.60	X. ±5°	UNITS mm		W/ Polariztion Type (5P)		
.X ±0.38	.X ±3°	SHEET SIZE A4	SERIES	DS1149-10 SERIES		
.XX ±0.25	.XX ±2°	晨翔电子有限公司 CONNFLY CONNFLY ELECTRONIC CO. LTD				
DRAWING TYPE	CUSTOMER					
SCALE	1:1				SHEET	1 OF 2
DRAWING NO.	C-DS1149-10-XXXXX-A					

Dept	
Qty	
DC	1
ED	1
IE	1
ISO	1
PD	1
R&D	1
SD	1
QA	1
QC	1
QE	1

The information provided herein is from CONNELY Electronic Co., Ltd. and is confidential. Any disclosure to a party other than the recipient is prohibited. The intellectual properties and its rights contained herein, including but not limited to, trademarks, patents, copyrights, trade secrets, and technical know-how, are owned exclusively by CONNELY or its affiliates. Unauthorized use or reproduction of any part of this document is strictly prohibited. CONNELY may enforce its intellectual property rights at its own discretion, failures or delays to exercise such rights does not constitute a waiver of such rights.

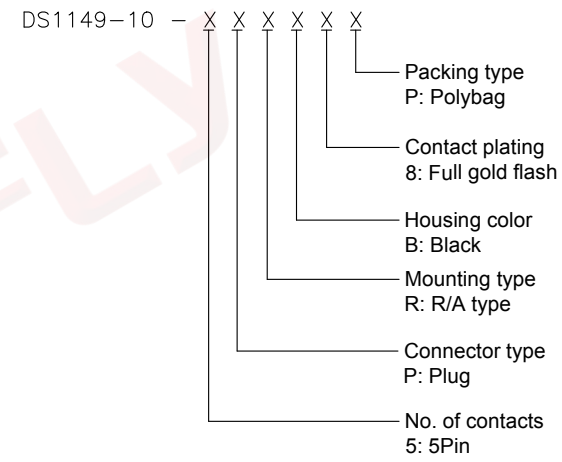


(Series Image-Reference Only)

GENERAL TOLERANCE		ANGLE TOLERANCE	
X.	±0.60	X.	±5°
.X	±0.38	.X	±3°
.XX	±0.25	.XX	±2°
DRAWING TYPE		CUSTOMER	
SCALE		1:1	SHEET 2 OF 2
DRAWING NO.		C-DS1149-10-XXXXXX-A	

REV.	DESCRIPTION	DRAWN	CHECKED	APPROVED
A	NEW RELEASE	JLZ 04/07/23'		

Notes:
 Specifications:
 1. Contact Resistance: 30mΩ Max.
 2. Insulation Resistance: 1000MΩ Min.
 3. Dielectric Withstanding Voltage: 1000V AC(rms) For 1 Minute.
 4. Current Rating: 10A @ 30V.
 5. Temperature: -25°C~+80°C.
 Materials:
 1. Contact Material: Copper Alloy.
 2. Contact Plating: Gold Plating Over Nickel.
 3. Insulator Material: PA-9T, Black, UL94-V0.
 Product Number Code:



PROJECTION		TITLE	5.00mm Battery Holder
UNITS	mm		W/ Polarization Type (5P)
SHEET SIZE	A4	SERIES	DS1149-10 SERIES

晨翔电子有限公司
 CONNELY CONNELY ELECTRONIC CO. LTD