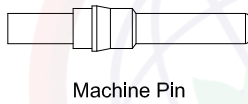
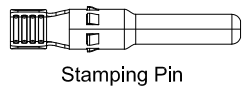
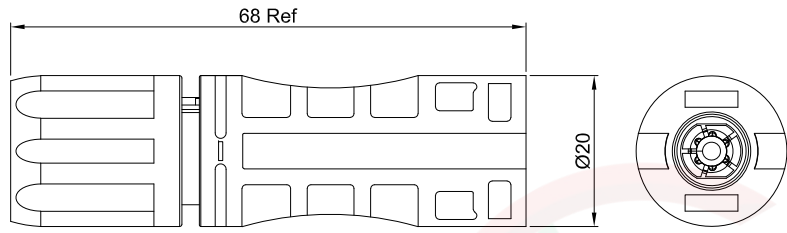
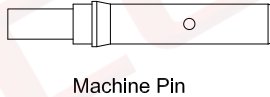
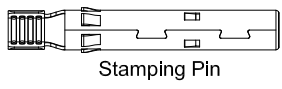
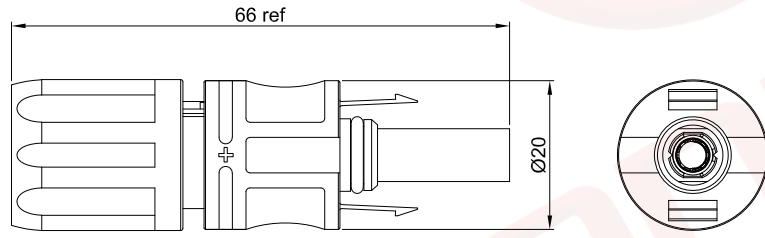


The information provided herein is from CONNELY Electronic Co., Ltd. and is confidential. Any disclosure to a party other than the recipient is prohibited. The intellectual properties and its rights contained herein, including but not limited to, trademarks, patents, copyrights, trade secrets, and technical know-how, are owned exclusively by CONNELY or its affiliates. Unauthorized use of this information in any format or manner. CONNELY may enforce its intellectual property rights at its own discretion; failures or delays to exercise such rights does not constitute a waiver of such rights.

# Male



# Female



(Series Image-Reference Only)

REV.	DESCRIPTION	DRAWN	CHECKED	APPROVED
A	NEW RELEASE	JLZ 09/06/23'		

- Notes:**
- Specifications:**
- Contact Resistance: 0.5mΩ Max.
  - Insulation Resistance: 1000MΩ Min.
  - Dielectric Withstanding Voltage: 8000V AC(rms) For 1 Minute.
  - Current Rating: 30A or 50A.
  - Voltage Rating: 1500V DC rms.
  - Temperature: -40°C~+85°C.
  - Cable size: 2.5~6mm<sup>2</sup>.
  - Waterproof rated: IP67.

- Materials:**
- Insulating material: Thermoplastic, UL 94 V-0.
  - Contact: Red Copper, Tin plated.
  - Fingers: Beryllium Copper, Tin Plated.
  - Clip: Stainless Steel.
  - Sealing: Silicone rubber, Black.

**Product Number Code:**

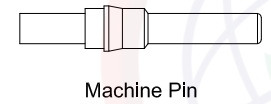
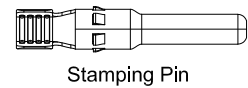
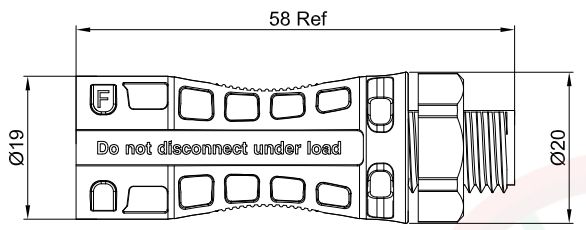
DS1162-21 - X X X X X X

- Current Type
  - A: 30A(Stamping Pin)
  - B: 50A(Machine Pin)
- Packing Type
  - 1: Mix packing(Female+Male/Bag)
  - 2: Separation packing(Female/Bag or Male/Bag)
  - Q:N\*Female/Bag+N\*Male/Bag+N\*Male Contact/Bag +Female Contact/Bag
- Housing color
  - B: Black
- Contact plating
  - 6: Tin
- Mounting type
  - C: Locking type
- Connector type
  - F: Female M: Male
  - A: Female+Male

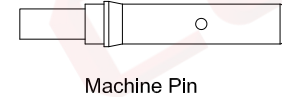
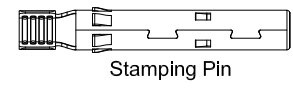
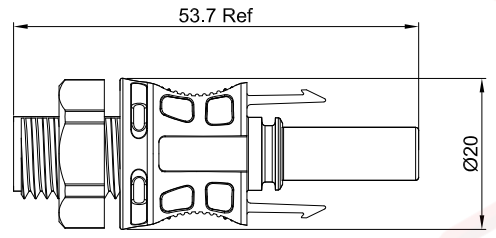
GENERAL TOLERANCE		ANGLE TOLERANCE		PROJECTION		TITLE	Solar Connectors Wire to Wire
X.	±0.60	X.	±5°	UNITS	mm		W/ Lock Type (1500V)
.X	±0.38	.X	±3°	SHEET SIZE	A4	SERIES	DS1162-21 SERIES
.XX	±0.25	.XX	±2°	<b>晨翔电子有限公司</b> <b>CONNELY CONNELY ELECTRONIC CO. LTD</b>			
DRAWING TYPE		CUSTOMER					
SCALE	1:1	SHEET	1 OF 2				
DRAWING NO.		C-DS1162-21-XXXXX-A					

The information provided herein is from CONNELY Electronic Co., Ltd. and is confidential. Any disclosure to a party other than the recipient is prohibited. The intellectual properties and its rights contained herein, including but not limited to, trademarks, patents, copyrights, trade secrets, and technical know-how, are owned exclusively by CONNELY or its affiliates. Unauthorized use of this information in any format or manner. CONNELY may enforce its intellectual property rights at its own discretion; failures or delays to exercise such rights does not constitute a waiver of such rights.

**Male**



**Female**



REV.	DESCRIPTION	DRAWN	CHECKED	APPROVED
A	NEW RELEASE	JLZ 09/06/23'		

- Notes:**
- Specifications:**
- Contact Resistance: 0.5mΩ Max.
  - Insulation Resistance: 1000MΩ Min.
  - Dielectric Withstanding Voltage: 8000V AC(rms) For 1 Minute.
  - Current Rating: 30A or 50A.
  - Voltage Rating: 1500V DC rms.
  - Temperature: -40°C~+85°C.
  - Cable size: 2.5~6mm<sup>2</sup>.
  - Waterproof rated: IP67.

- Materials:**
- Insulating material: Thermoplastic, UL 94 V-0.
  - Contact: Red Copper, Tin plated.
  - Fingers: Beryllium Copper, Tin Plated.
  - Clip: Stainless Steel.
  - Sealing: Silicone rubber, Black.

**Product Number Code:**  
 DS1162-21 - X X X X X X

- Current Type
  - A: 30A(Stamping Pin)
  - B: 50A(Machine Pin)
- Packing Type
  - 1: Mix packing(Female+Male/Bag)
  - 2: Separation packing(Female/Bag or Male/Bag)
  - Q:N\*Female/Bag+N\*Male/Bag+N\*Male Contact/Bag +Female Contact/Bag
- Housing color
  - B: Black
- Contact plating
  - 6: Tin
- Mounting type
  - V: Panel type
- Connector type
  - F: Female M: Male
  - A: Female+Male

GENERAL TOLERANCE		ANGLE TOLERANCE		PROJECTION		TITLE	Solar Connectors Wire to Board
X.	±0.60	X.	±5°	UNITS	mm		W/ Lock Type (1500V)
.X	±0.38	.X	±3°	SHEET SIZE	A4	SERIES	DS1162-21 SERIES
.XX	±0.25	.XX	±2°				
DRAWING TYPE		CUSTOMER					
SCALE		1:1	SHEET	2 OF 2			
DRAWING NO.		C-DS1162-21-XXXXX-A					

