
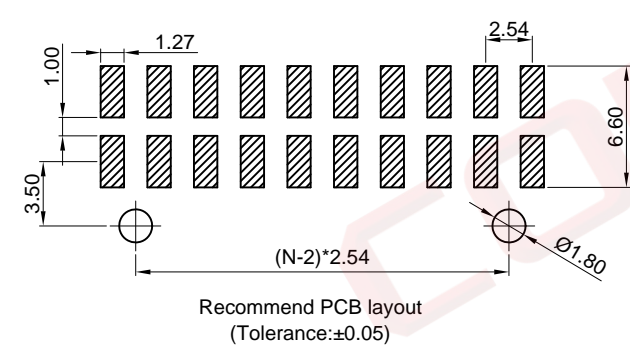
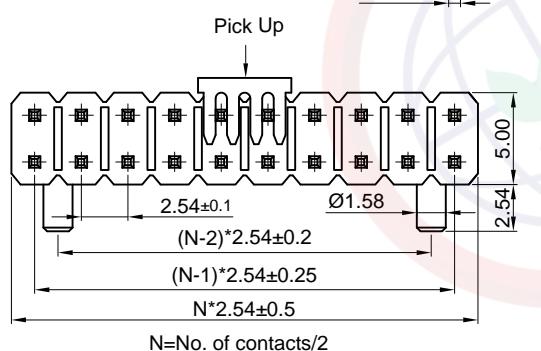
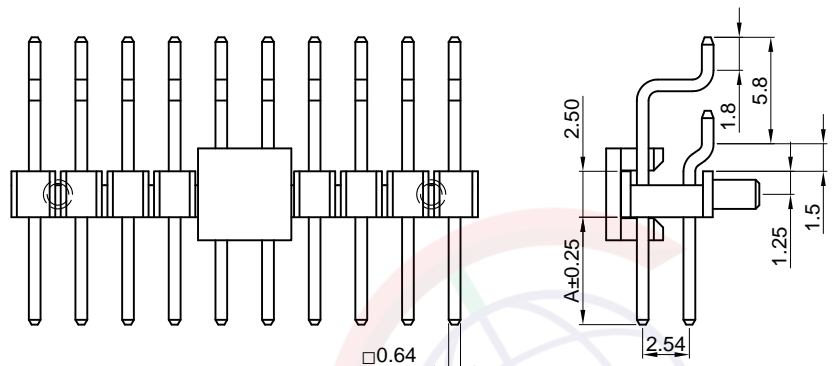


Dept	Qty
DC	1
ED	1
IE	1
ISO	1
PD	1
R&D	1
SD	1
QA	1
QC	1
QF	1

The information provided herein is from CONNELY Electronic Co., Ltd. and is confidential. Any disclosure to a party other than the recipient is prohibited. The intellectual properties and its rights contained herein, including but not limited to, trademarks, patents, copyrights, trade secrets, and technical know-how, are owned exclusively by CONNELY or its affiliates. Unauthorized use or reproduction of any information contained herein, in any form or by any means, without the prior written permission of CONNELY is strictly prohibited. CONNELY may enforce its intellectual property rights at its own discretion, failures or delays to exercise such rights does not constitute a waiver of such rights.



(Series Image-Reference Only)

REV.	DESCRIPTION	DRAWN	CHECKED	APPROVED
A	NEW RELEASE	YCH 12/10/07'		LJC 12/10/07'
D	DRAWING UPDATE	JLZ 12/22/18'		

NOTES:

Specifications:

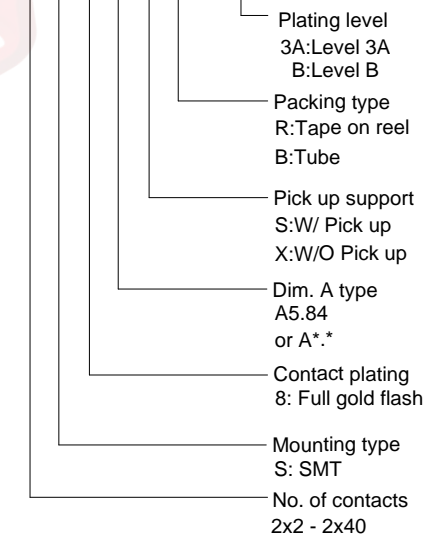
1. Contact resistance: 20mΩ Max.
2. Insulation resistance: 1000MΩ Min.
3. Dielectric withstanding voltage: 600V AC(Rms) for 1 minute.
4. Current rating:3A.
5. Voltage rating:250V AC Rms.
6. Temperature: -40°C~+105°C.

Materials:

1. Contact material: Copper alloy.
2. Contact plating: Gold plating over nickel.
3. Insulator material: High temp,Black,UL94-V0.

Product number code:

DS1022-10- X X X X X X - X



GENERAL TOLERANCE		ANGLE TOLERANCE		PROJECTION		TITLE	PIN HEADER PITCH 2.54mm	
X.	±0.60	X.	±5°	UNITS	mm		R/A SMT TYPE W/ POST	
.X	±0.38	.X	±3°	SHEET SIZE	A4	SERIES	DS1022-10 SERIES	
.XX	±0.25	.XX	±2°			晨翔电子有限公司 CONNFLY CONNELY ELECTRONIC CO. LTD		
DRAWING TYPE		CUSTOMER						
SCALE	1:1	SHEET	1 OF 1					
DRAWING NO.		C-DS1022-10-XXXXXX-X-D						