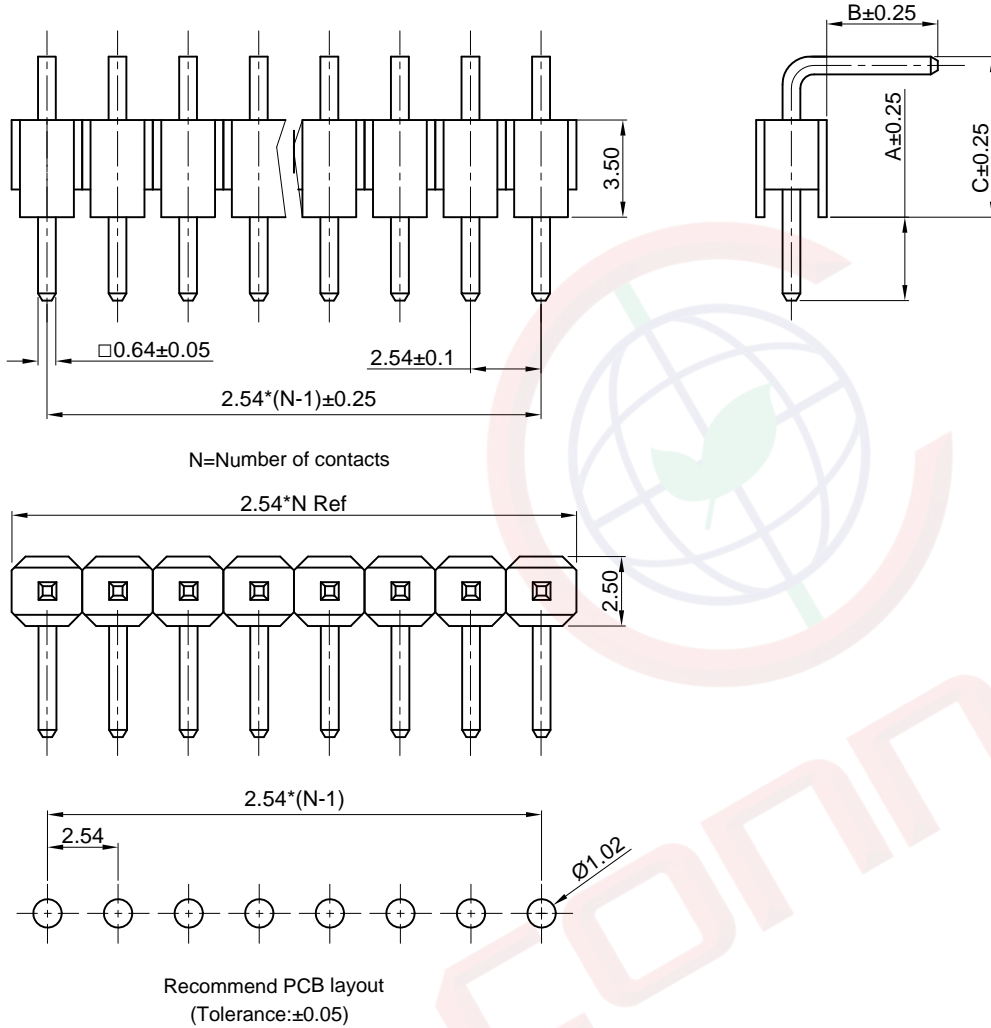


The information provided herein is from CONNELY Electronic Co., Ltd. and is confidential. Any disclosure to a party other than the recipient is prohibited. The intellectual properties and its rights contained herein, including but not limited to, trademarks, patents, copyrights, trade secrets, and technical know-how, are owned exclusively by CONNELY or its affiliates. Unauthorized use or reproduction of any part of this document is strictly prohibited. CONNELY may enforce its intellectual property rights at its own discretion, failures or delays to exercise such rights does not constitute a waiver of such rights.

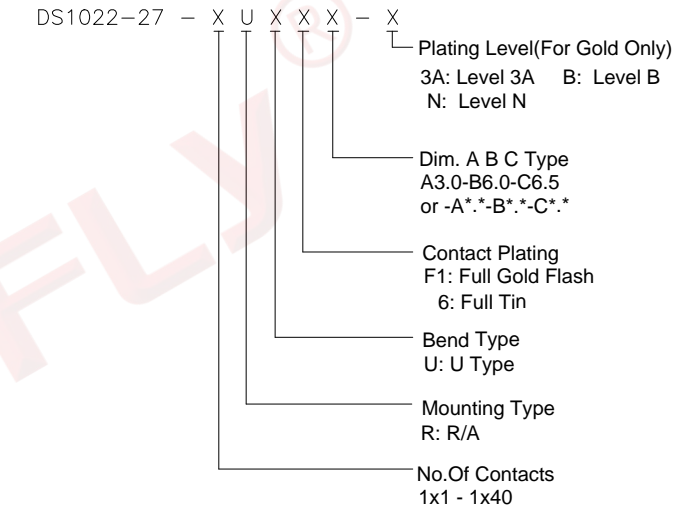
U TYPE



(Series Image-Reference Only)

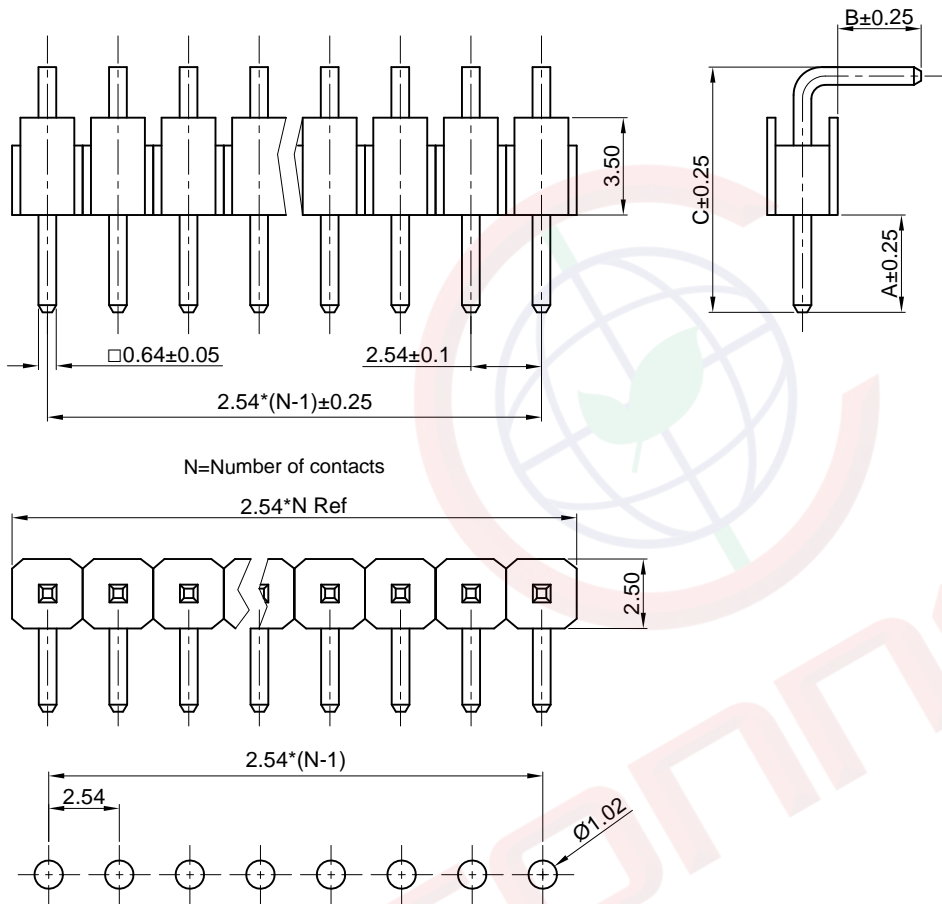
REV.	DESCRIPTION	DRAWN	CHECKED	APPROVED
A	NEW RELEASE	JLZ 12/24/18'		

Notes:
 Specifications:
 1. Contact Resistance: 20mΩ Max.
 2. Insulation Resistance: 1000MΩ Min.
 3. Dielectric Withstanding Voltage: 600V AC(rms) For 1 Minute.
 4. Current Rating:3A.
 5. Voltage Rating:250V AC rms.
 6. Temperature: -40°C~+105°C.
 Materials:
 1. Contact Material: Copper Alloy.
 2. Contact Plating: Gold Plating Over Nickel.
 3. Insulator Materials: PBT,Black,UL94-V0.
 Product Number Code:




GENERAL TOLERANCE		ANGLE TOLERANCE		PROJECTION		TITLE	2.54mm Pin Header R/A Type	
X.	±0.60	X.	±5°	UNITS	mm	Single Row U Type H=3.5mm		
.X	±0.38	.X	±3°	SHEET SIZE	A4	SERIES	DS1022-27 SERIES	
.XX	±0.25	.XX	±2°	晨翔电子有限公司 CONNFLY ELECTRONIC CO. LTD				
DRAWING TYPE		CUSTOMER						
SCALE	1:1	SHEET	1 OF 3					
DRAWING NO.		C-DS1022-27-1xXXUXX-X-A						

D TYPE



Recommend PCB layout
(Tolerance: ± 0.05)



(Series Image-Reference Only)

REV.	DESCRIPTION	DRAWN	CHECKED	APPROVED
A	NEW RELEASE	JLZ 12/24/18'		

Notes:

Specifications:

1. Contact Resistance: 20m Ω Max.
2. Insulation Resistance: 1000M Ω Min.
3. Dielectric Withstanding Voltage: 600V AC(rms)
For 1 Minute.
4. Current Rating: 3A.
5. Voltage Rating: 250V AC rms.
6. Temperature: -40 $^{\circ}$ C~+105 $^{\circ}$ C.

Materials:

1. Contact Material: Copper Alloy.
2. Contact Plating: Gold Plating Over Nickel.
3. Insulator Materials: PBT, Black, UL94-V0.

Product Number Code:

DS1022-27 - X D X X X - X

Plating Level(For Gold Only)
3A: Level 3A B: Level B
N: Level N

Dim. A B C Type
A6.0-B3.0-C11.5
or -A*.*-B*.*-C*.*

Contact Plating
F1: Full Gold Flash
6: Full Tin

Bend Type
D: D Type

Mounting Type
R: R/A

No.Of Contacts
1x1 - 1x40

GENERAL TOLERANCE		ANGLE TOLERANCE		PROJECTION		TITLE
X.	± 0.60	X.	$\pm 5^{\circ}$	UNITS	mm	2.54mm Pin Header R/A Type Single Row D Type H=3.5mm
.X	± 0.38	.X	$\pm 3^{\circ}$	SHEET SIZE	A4	SERIES DS1022-27 SERIES
.XX	± 0.25	.XX	$\pm 2^{\circ}$			
DRAWING TYPE		CUSTOMER		晨翔电子有限公司 CONFLY ELECTRONIC CO. LTD		
SCALE		1:1				
DRAWING NO.		C-DS1022-27-1xXXDXX-X-A				
		SHEET	2 OF 3			

The information provided herein is from CONNELY Electronic Co., Ltd. and is confidential. Any disclosure to a party other than the recipient is prohibited. The intellectual properties and its rights contained herein, including but not limited to, trademarks, patents, copyrights, trade secrets, and technical know-how, are owned exclusively by CONNELY or its affiliates. Unauthorized use or reproduction of any part of this document without the prior written permission of CONNELY may result in legal action. CONNELY may enforce its intellectual property rights at its own discretion, failures or delays to exercise such rights does not constitute a waiver of such rights.

Dept	
Qty	
DC	1
ED	1
IE	1
ISO	1
PD	1
R&D	1
SD	1
QA	1
QC	1
QE	1

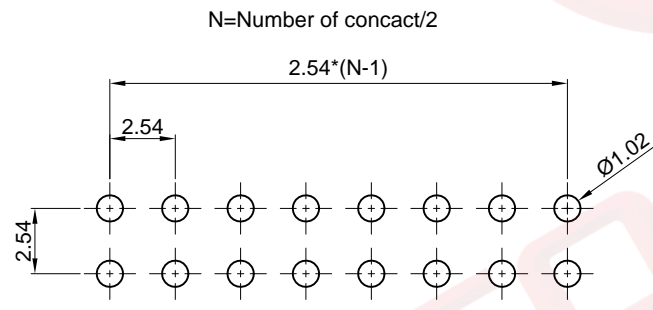
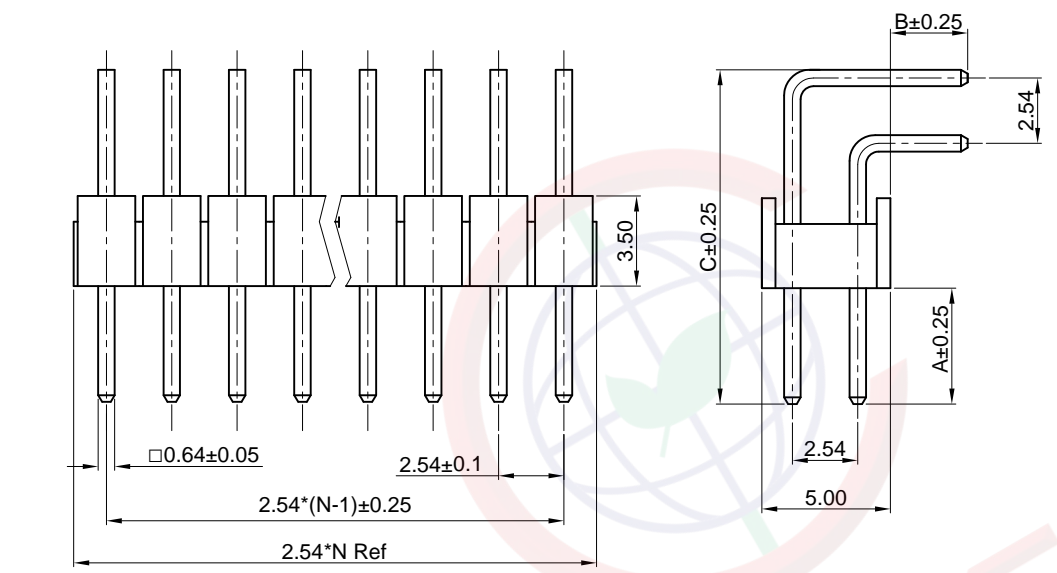
The information provided herein is from CONNELY Electronic Co., Ltd. and is confidential. Any disclosure to a party other than the recipient is prohibited. The intellectual properties and its rights contained herein, including but not limited to, trademarks, patents, copyrights, trade secrets, and technical know-how, are owned exclusively by CONNELY or its affiliates. Unauthorized use or reproduction of any part of this document is strictly prohibited. CONNELY may enforce its intellectual property rights at its own discretion, failures or delays to exercise such rights does not constitute a waiver of such rights.

REV.	DESCRIPTION	DRAWN	CHECKED	APPROVED
A	NEW RELEASE	JLZ 12/24/18'		

Notes:
 Specifications:
 1. Contact Resistance: 20mΩ Max.
 2. Insulation Resistance: 1000MΩ Min.
 3. Dielectric Withstanding Voltage: 600V AC(rms) For 1 Minute.
 4. Current Rating:3A.
 5. Voltage Rating:250V AC rms.
 6. Temperature: -40°C~+105°C.
 Materials:
 1. Contact Material: Copper Alloy.
 2. Contact Plating: Gold Plating Over Nickel.
 3. Insulator Materials: PBT,Black,UL94-V0.
 Product Number Code:

DS1022-27 - X X X X - X

- Plating Level(For Gold Only)
3A: Level 3A B: Level B
N: Level N
- Dim. A B C Type
A6.0-B3.0-C14.5
or A*.*-B*.*-C*.*
- Contact Plating
F1: Full Gold Flash
6: Full Tin
- Mounting Type
R: R/A
- No.Of Contacts
2x1 - 2x40



Recommend PCB layout
(Tolerance:±0.05)



(Series Image-Reference Only)

GENERAL TOLERANCE		ANGLE TOLERANCE		PROJECTION		TITLE	2.54mm Pin Header R/A Type
X.	±0.60	X.	±5°	UNITS	mm	Double Row Type H=3.5mm	
.X	±0.38	.X	±3°	SHEET SIZE	A4	SERIES	DS1022-27 SERIES
.XX	±0.25	.XX	±2°	晨翔电子有限公司 CONNFLY CONNELY ELECTRONIC CO. LTD			
DRAWING TYPE		CUSTOMER					
SCALE	1:1	SHEET	3 OF 3				
DRAWING NO.		C-DS1022-27-2xXXX-X-A					