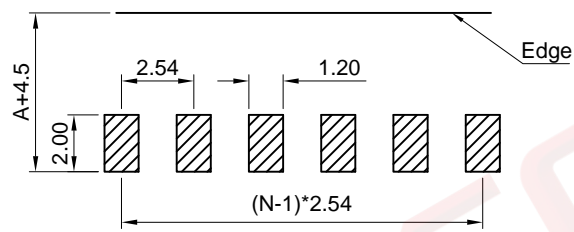
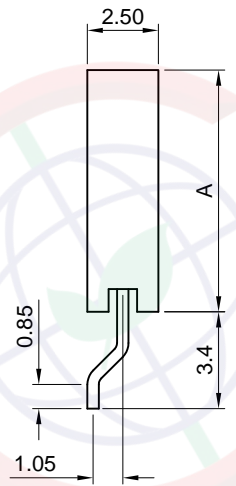
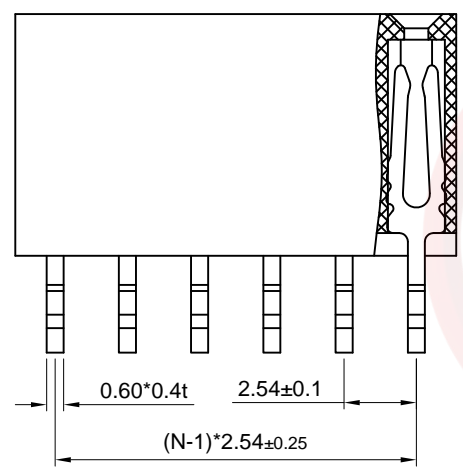
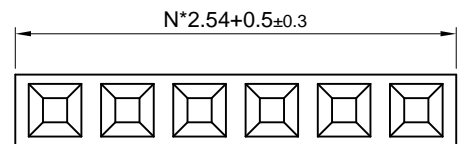


Dept	
Qty	
DC	1
ED	1
IE	1
ISO	1
PD	1
R&D	1
SD	1
QA	1
QC	1
QF	1

The information provided herein is from CONNELY Electronic Co., Ltd. and is confidential. Any disclosure to a party other than the recipient is prohibited. The intellectual properties and its rights contained herein, including but not limited to, trademarks, patents, copyrights, trade secrets, and technical know-how, are owned exclusively by CONNELY or its affiliates. Unauthorized use or reproduction of any part of this document without the prior written permission of CONNELY may result in legal action. CONNELY may enforce its intellectual property rights at its own discretion, failures or delays to exercise such rights does not constitute a waiver of such rights.



Recommend PCB layout
(Tolerance: ±0.05)



(Series Image-Reference Only)

REV.	DESCRIPTION	DRAWN	CHECKED	APPROVED
A	NEW RELEASE	YCH 10/18/11'		LJC 10/18/11'
D	DRAWING UPDATE	JLZ 01/09/19'		

Notes:

Specifications:

- Contact Resistance: 20mΩ Max.
- Insulation Resistance: 1000MΩ Min.
- Dielectric Withstanding Voltage: 600V AC(rms) For 1 Minute.
- Current Rating: 3A.
- Temperature: -40°C~+105°C.

Materials:

- Contact Material: Copper Alloy.
- Contact Plating: Gold Plating Over Nickel.
- Insulator Materials: High Temp, Black, UL94-V0.

Product Number Code:

DS1023-21 - X X X X X

- X Packing type
- B: Tube
- R: Tape on reel
- Profile height(DIM A)
- 1: 8.5mm
- 2: 5.0mm
- Contact plating
- 8: Full gold flash
- Mounting type
- S: SMT type
- No. of contacts
- 1x2-1x40

GENERAL TOLERANCE		ANGLE TOLERANCE		PROJECTION		TITLE	SINGLE ROW FEMALE HEADER PITCH
X.	±0.60	X.	±5°	UNITS	mm		2.54mm SMT TYPE
.X	±0.38	.X	±3°	SHEET SIZE	A4	SERIES	DS1023-21 SERIES
.XX	±0.25	.XX	±2°				
DRAWING TYPE	CUSTOMER						
SCALE	1:1	SHEET	1 OF 1				
DRAWING NO.	C-DS1023-21-XXXXX-D						

晨翔电子有限公司
CONNELY ELECTRONIC CO. LTD