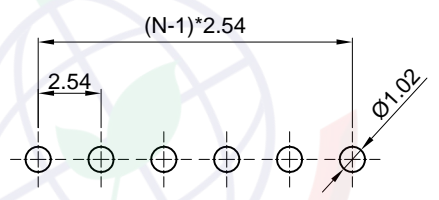
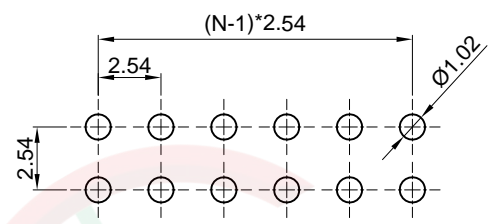
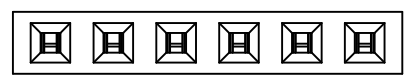
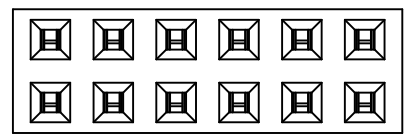


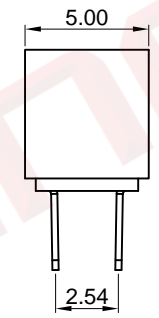

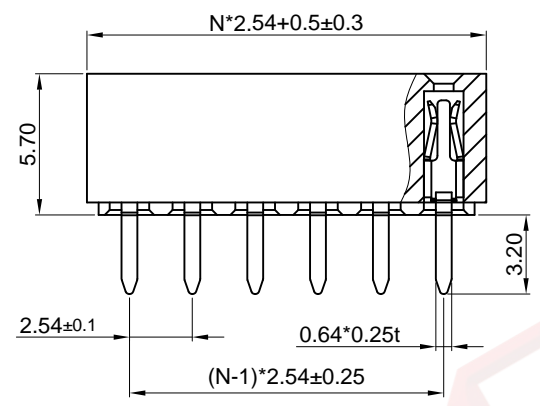
|      |   |
|------|---|
| Dept |   |
| Qty  |   |
| DC   | 1 |
| ED   | 1 |
| IE   | 1 |
| ISO  | 1 |
| PD   | 1 |
| R&D  | 1 |
| SD   | 1 |
| QA   | 1 |
| QC   | 1 |
| QF   | 1 |

The information provided herein is from CONNELY Electronic Co., Ltd. and is confidential. Any disclosure to a party other than the recipient is prohibited. The intellectual properties and its rights contained herein, including but not limited to, trademarks, patents, copyrights, trade secrets, and technical know-how, are owned exclusively by CONNELY or its affiliates. Unauthorized use or reproduction of any part of this document is strictly prohibited. CONNELY may enforce its intellectual property rights at its own discretion, failures or delays to exercise such rights does not constitute a waiver of such rights.

| REV. | DESCRIPTION    | DRAWN         | CHECKED       | APPROVED      |
|------|----------------|---------------|---------------|---------------|
| A    | NEW RELEASE    | JLZ 11/11/15' | HZW 11/11/15' | LJC 11/11/15' |
| B    | DRAWING UPDATE | JLZ 01/11/19' |               |               |
|      |                |               |               |               |
|      |                |               |               |               |



Recommend PCB layout  
(Tolerance:±0.05)



Single row  
N=No.of contacts

Double row  
N=No.of contacts/2



(Series Image-Reference Only)

Notes:

Specifications:

1. Contact Resistance: 20mΩ Max.
2. Insulation Resistance: 100MΩ Min.
3. Dielectric Withstanding Voltage: 600V AC(rms) For 1 Minute.
4. Current Rating:3A.
5. Temperature: -40°C--+105°C.

Materials:

1. Contact Material: Copper Alloy.
2. Contact Plating: Gold Plating Over Nickel.
3. Insulator Material: PBT,Black,UL94-V0.

Product Number Code:

DS1023-34 - X X X

- Contact plating  
8: Full glod flash
- Mounting type  
V: V/T type
- No.of contacts  
1x2 - 1x40  
2x2 - 2x40

|                   |       |                   |        |  |    |                  |                      |  |
|-------------------|-------|-------------------|--------|--|----|------------------|----------------------|--|
| GENERAL TOLERANCE |       | ANGLE TOLERANCE   |        | PROJECTION   |    | TITLE            | 2.54mm FEMALE HEADER |  |
| X.                | ±0.60 | X.                | ±5°    | UNITS  | mm | V/T TYPE H=5.7mm |                      |  |
| .X                | ±0.38 | .X                | ±3°    | SHEET SIZE   | A4 | SERIES           | DS1023-34 SERIES     |  |
| .XX               | ±0.25 | .XX               | ±2°    | <b>晨翔电子有限公司</b><br><b>CONNFLY CONNELY ELECTRONIC CO. LTD</b> |    |                  |                      |  |
| DRAWING TYPE      |       | CUSTOMER          |        |  |    |                  |                      |  |
| SCALE             | 1:1   | SHEET             | 1 OF 1 |  |    |                  |                      |  |
| DRAWING NO.       |       | C-DS1023-34-XXX-B |        |  |    |                  |                      |  |