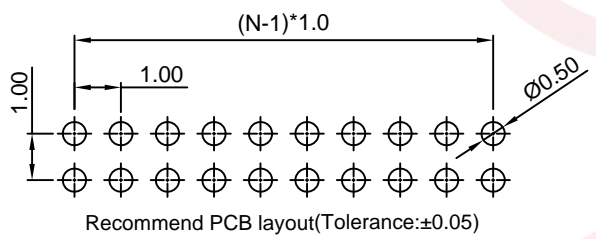
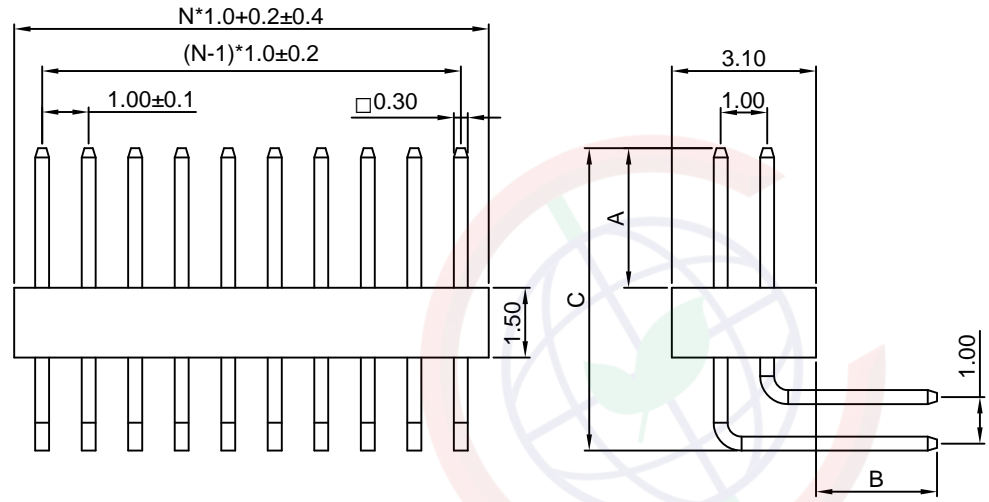


Dept	
Qty	
DC	1
ED	1
IE	1
ISO	1
PD	1
R&D	1
SD	1
QA	1
QC	1
QE	1

The information provided herein is from CONNELY Electronic Co., Ltd. and is confidential. Any disclosure to a party other than the recipient is prohibited. The intellectual properties and its rights contained herein, including but not limited to, trademarks, patents, copyrights, trade secrets, and technical know-how, are owned exclusively by CONNELY or its affiliates. Unauthorized use or reproduction of any part of this document is strictly prohibited. CONNELY reserves the right to exercise such rights at its own discretion, failures or delays to exercise such rights does not constitute a waiver of such rights. CONNELY may enforce its intellectual property rights in any format or manner.

REV.	DESCRIPTION	DRAWN	CHECKED	APPROVED
A	NEW RELEASE	YCH 03/24/09'		LJC 03/24/09'
B	DRAWING UPDATE	JLZ 08/21/20'		




Type	DIM A	DIM B	DIM C
1	3.00	2.60	6.50

- Notes:
- Specifications:
1. Contact Resistance: 30mΩ Max.
 2. Insulation Resistance: 1000MΩ Min.
 3. Dielectric Withstanding Voltage: 300V AC(rms) For 1 Minute.
 4. Current Rating:0.75A.
 5. Temperature: -40°C~+105°C.
- Materials:
1. Contact Material: Copper Alloy.
 2. Contact Plating: Gold Plating Over Nickel.
 3. Insulator Material: High temp,Black,UL94-V0.

Product Number Code:
 DS1031-26 - X X X X X X - X

- Plating level
3A: Level 3A
- DIM.A B C type
1: Type 1
or A*.*-B*.*-C*.*
- Mounting type
R:R/A type
- Housing color
B:Black
- Contact plating
8: Full gold flash
- Connector type
P:Plug
- No.of contacts
2x2-2x40



(Series Image-Reference Only)

GENERAL TOLERANCE		ANGLE TOLERANCE		PROJECTION		TITLE	1.00mm Pin Header Double Row
X.	±0.60	X.	±5°	UNITS	mm	R/A Type H=1.5mm	
.X	±0.38	.X	±3°	SHEET SIZE	A4	SERIES	DS1031-26 SERIES
.XX	±0.25	.XX	±2°	晨翔电子有限公司 CONNFLY ELECTRONIC CO. LTD			
DRAWING TYPE		CUSTOMER					
SCALE	1:1	SHEET	1 OF 1				
DRAWING NO.		C-DS1031-26-XXXXX-X-B					