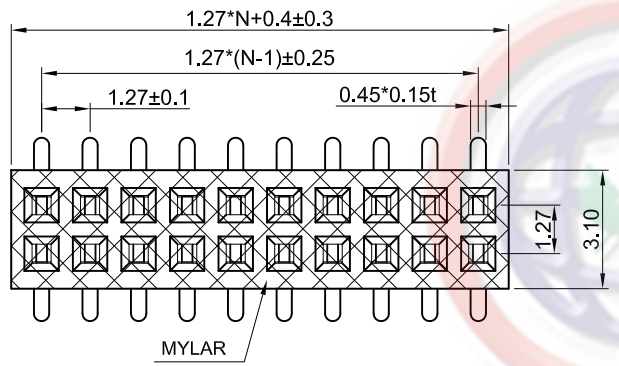


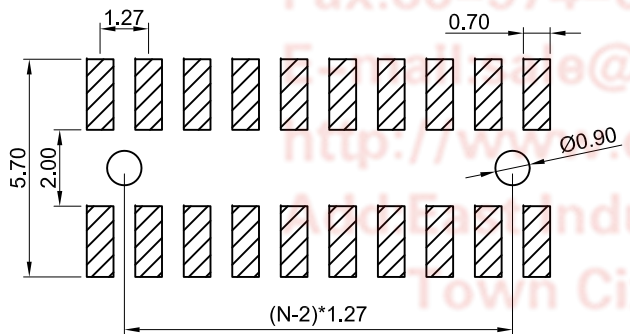
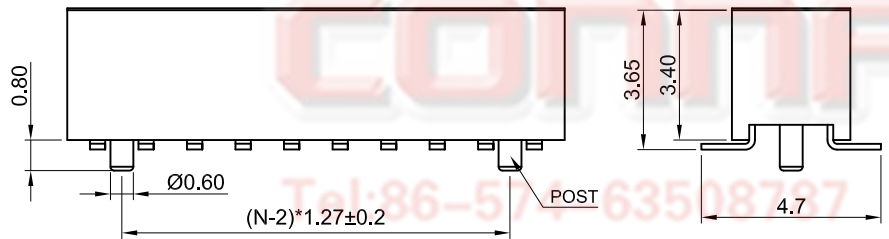
The information provided herein is from CONNELY Electronic Co., Ltd. and is confidential. Any disclosure to a party other than the recipient is prohibited. The intellectual properties and its rights contained herein, including but not limited to, trademarks, patents, copyrights, trade secrets, and technical know-how, are owned exclusively by CONNELY or its affiliates. Unauthorized use of this information in any format or manner. CONNELY may enforce its intellectual property rights at its own discretion; failures or delays to exercise such rights does not constitute a waiver of such rights.

1                      2                      3                      4                      5                      6                      7                      8

REV.	DESCRIPTION	DRAWN	CHECKED	APPROVED
A	NEW RELEASE	JLZ 09/02/17'	HZW 09/02/17'	LJC 09/02/17'
B	DRAWING UPDATE	JLZ 07/09/19'		



N=No.OF CONTACTS/2



RECOMMEND PCB LAYOUT

Notes:

Specifications:

- Contact Resistance: 30mΩ Max.
- Insulation Resistance: 500MΩ Min.
- Dielectric Withstanding Voltage: 300V AC(rms) For 1 Minute.
- Current Rating:1A.
- Voltage Rating:125V.
- Temperature: -40°C~+105°C.

Materials:

- Contact Material: Copper Alloy.
- Contact Plating: Gold Plating Over Nickel.
- Insulator Material: High Temp,Black,UL94-V0.

Product Number Code:

DS1065-24 - X X X X X X X X

- X X X X X X X X
  - Post support
  - S: W/ Post
  - X: W/O Post
- Packing type
  - R: Tape on reel
  - B: Tube
- Pick up support
  - M: W/ Mylar
  - X: W/O Mylar
- Mounting type
  - S: SMT type
- Housing color
  - B: Black
- Contact plating
  - 8: Full gold flash
- Connector type
  - S: Socket
- No.of contacts
  - 2x2-2x40

GENERAL TOLERANCE		ANGLE TOLERANCE		PROJECTION		TITLE	1.27mm Female Header
X.	±0.60	X.	±5°	UNITS	mm	Double Row SMT Type H=3.4mm	
.X	±0.38	.X	±3°	SHEET SIZE	A4	SERIES	DS1065-24 SERIES
.XX	±0.25	.XX	±2°	<b>晨翔电子有限公司</b> <b>CONNFLY CONNFLY ELECTRONIC CO. LTD</b>			
DRAWING TYPE		CUSTOMER					
SCALE	1:1	SHEET	1 OF 1				
DRAWING NO.		C-DS1065-24-XXXXXX-D					

1                      2                      3                      4                      5                      6                      7                      8