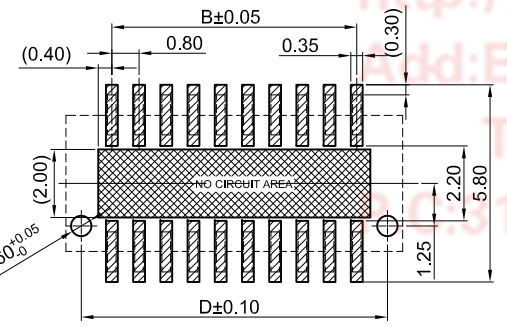
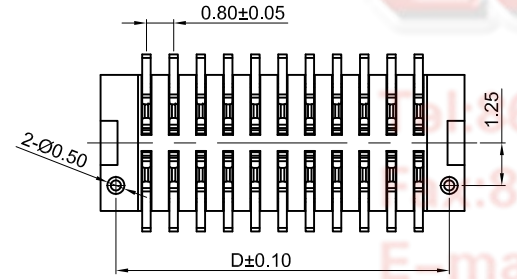
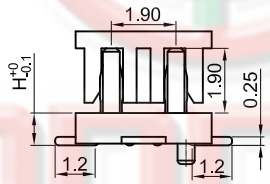
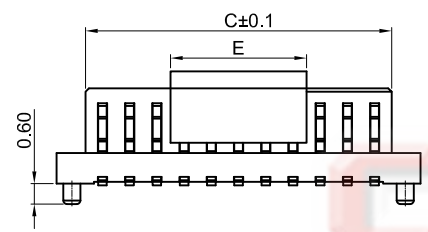
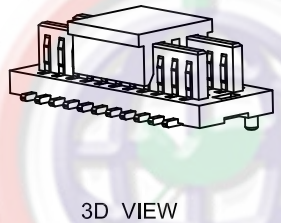
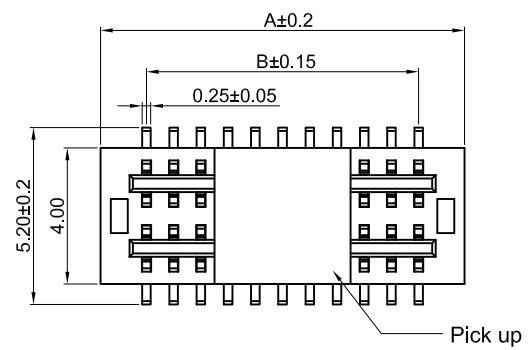


Dept
Qty
DC 1
ED 1
IE 1
ISO 1
PD 1
R&D 1
SD 1
QA 1
QC 1
QE 1

The information provided herein is from CONNELY Electronic Co., Ltd. and is confidential. Any disclosure to a party other than the recipient is prohibited. The intellectual properties and its rights contained herein, including but not limited to, trademarks, patents, copyrights, trade secrets, and technical know-how, are owned exclusively by CONNELY or its affiliates. Unauthorized use of this information in any format or manner. CONNELY may enforce its intellectual property rights at its own discretion; failures or delays to exercise such rights does not constitute a waiver of such rights.

1	2	3	4	5	6	7	8
REV.	DESCRIPTION	DRAWN	CHECKED	APPROVED			
A	NEW RELEASE	JLZ 03/21/19'					



NO.of contacts	Dimensions					NO.of contacts	Dimensions				
	A.	B.	C.	D.	E.		A.	B.	C.	D.	E.
4	3.50	0.80	1.80	2.60		54	23.50	20.80	21.80	22.60	
6	4.30	1.60	2.60	3.40		56	24.30	21.60	22.60	23.40	
8	5.10	2.40	3.40	4.20		58	25.10	22.40	23.40	24.20	
10	5.90	3.20	4.20	5.00	4.00	60	25.90	23.20	24.20	25.00	
12	6.70	4.00	5.00	5.80		62	26.70	24.00	25.00	25.80	
14	7.50	4.80	5.80	6.60		64	27.50	24.80	25.80	26.60	
16	8.30	5.60	6.60	7.40		66	28.30	25.60	26.60	27.40	
18	9.10	6.40	7.40	8.20		68	29.10	26.40	27.40	28.20	
20	9.90	7.20	8.20	9.00		70	29.90	27.20	28.20	29.00	
22	10.70	8.00	9.00	9.80		72	30.70	28.00	29.00	29.80	
24	11.50	8.80	9.80	10.60		74	31.50	28.80	29.80	30.60	
26	12.30	9.60	10.60	11.40		76	32.30	29.60	30.60	31.40	
28	13.10	10.40	11.40	12.20		78	33.10	30.40	31.40	32.20	
30	13.90	11.20	12.20	13.00		80	33.90	31.20	32.20	33.00	
32	14.70	12.00	13.00	13.80		82	34.70	32.00	33.00	33.80	
34	15.50	12.80	13.80	14.60		84	35.50	32.80	33.80	34.60	
36	16.30	13.60	14.60	15.40		86	36.30	33.60	34.60	35.40	
38	17.10	14.40	15.40	16.20		88	37.10	34.40	35.40	36.20	
40	17.90	15.20	16.20	17.00		90	37.90	35.20	36.20	37.00	
42	18.70	16.00	17.00	17.80		92	38.70	36.00	37.00	37.80	
44	19.50	16.80	17.80	18.60		94	39.50	36.80	37.80	38.60	
46	20.30	17.60	18.60	19.40		96	40.30	37.60	38.60	39.40	
48	21.10	18.40	19.40	20.20		98	41.10	38.40	39.40	40.20	
50	21.90	19.20	20.20	21.00		100	41.90	39.20	40.20	41.00	
52	22.70	20.00	21.00	21.80							

- Notes:
Specifications:
1. Contact Resistance: 80mΩ Max.
2. Insulation Resistance: 1000MΩ Min.
3. Dielectric Withstanding Voltage: 150V AC(rms) For 1 Minute.
4. Current Rating:0.5A/Pin.
5. Voltage Rating:60V AC rms.
6. Temperature: -40°C~+85°C.

- Materials:
1. Contact Material: Copper Alloy.
2. Contact Plating: Gold Plating Over Nickel.
3. Insulator Material: PA9T,Black,UL94-V0.

Product Number Code:
DS1151-07 - X X X X X X X X

- Profile Height(Dim.H)
10:1.0mm
20:2.0mm
- Packing Type
R:Tape On Reel
- Pick up Support
S:W/ Post
- Housing Color
B:Black
- Contact Plating
8:Full Gold Flash
- Mounting Type
S:SMT Type
- Connector Type
P:Plug
- No.of Contacts
04~100

GENERAL TOLERANCE	ANGLE TOLERANCE
X. ±0.60	X. ±5°
.X ±0.38	.X ±3°
.XX ±0.25	.XX ±2°

PROJECTION		TITLE	0.80mm Board to Board SMT Double Groove Male Type
UNITS	mm	SHEET SIZE	A4
SHEET SIZE	A4	SERIES	DS1151-07 SERIES

DRAWING TYPE	CUSTOMER
SCALE	1:1 SHEET 1 OF 1
DRAWING NO.	C-DS1151-07-XXXXXXX-A

晨翔电子有限公司
CONNFLY CONNELY ELECTRONIC CO. LTD